


AF-4•4M

Features

1. Lift safety valve, designed in compliance with JIS B 8210 "Spring loaded safety valves for steam boilers and pressure vessels".
2. Larger discharge capacity than lift type.
3. Due to lift lever mechanism a discharge inspection can be manually performed at more than 75% of the opening pressure (AF-4).
4. Blowdown pressure can be adjusted with a back pressure throttle valve.
5. A material of excellent quality is used for the trim parts. High performance is maintained by precision processing and heat treatment.



AF-4

Specifications

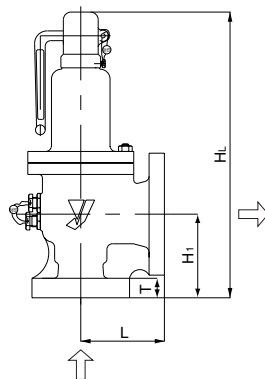
| | | |
|---------------------|--|-------------------|
| Structure | Open type | |
| Application | Steam, Air, Other non-dangerous fluids | |
| Working pressure | 0.1-1.0 MPa | |
| Maximum temperature | 220°C | |
| Material | Valve case | Ductile cast iron |
| | Spring case | Ductile cast iron |
| | Valve, valve seat | Stainless steel * |
| Connection | JIS 10K FF flanged | |

* Stellite overlaid stainless steel for 80A or larger in nominal size.

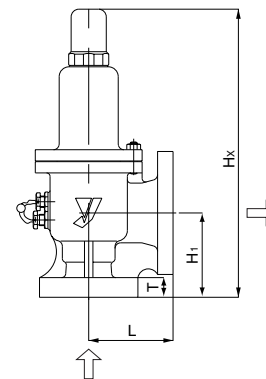
Dimensions and Weights

| Nominal size | Inlet diameter x Throat diameter x Outlet diameter | Flow area $\frac{\pi}{4} dt^2$ (mm ²) | Lift l (mm) | Dimension (mm) | | | | Flange | | | Weight (kg) |
|--------------|---|--|------------------|----------------|----------------|----------------|----------------|--------|--------|--------|----------------|
| | | | | L | H ₁ | H _L | H _x | Inlet | T (mm) | Outlet | |
| 25A | 25 x 16 x 40 | 200.9 | 3.7 | 100 | 100 | 356 | 335 | 25A | 26 | 40A | 12 |
| 40A | 40 x 26 x 65 | 530.6 | 6.0 | 120 | 120 | 410 | 408 | 40A | 28 | 65A | 21 |
| 50A | 50 x 30 x 75 | 706.5 | 6.8 | 130 | 130 | 458 | 453 | 50A | 30 | 80A | 27 |
| 65A | 65 x 40 x 100 | 1256.0 | 9.0 | 150 | 150 | 514 | 537 | 65A | 32 | 100A | 41 |
| 80A | 80 x 49 x 125 | 1884.7 | 11.1 | 165 | 160 | 677 | 648 | 80A | 32 | 125A | 41 |
| 100A | 100 x 76 x 150 | 4534.1 | 16.8 | 215 | 200 | 799 | 779 | 100A | 32 | 150A | 115 |
| 125A | 125 x 84 x 200 | 5538.9 | 19.1 | 220 | 210 | 858 | 835 | 125A | 36 | 200A | 135 |
| 150A | 150 x 100 x 200 | 7850.0 | 22.7 | 250 | 230 | 1006 | 966 | 150A | 38 | 200A | 203 |

• The connection flange standard is JIS B 2239 10K FF.



AF-4 (open type with a lever)



AF-4M (open type without a lever)